


# Online Instructions for Book Purchases using the Financial Aid Payment Method


Login to wnmw.edu



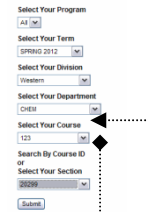
Click on the Student Service Tab at the top of the webpage.



Click on Bookstore from the menu on the left.



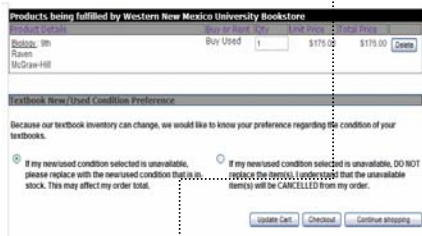
Click on Textbook & Course Material from the menu on the left.



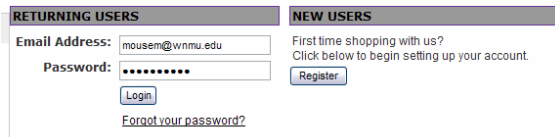
Select the course information for the first book you will purchase.



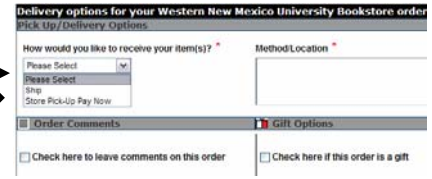
Add more than one book here, or proceed to review what is in the cart.



Please review your order for accuracy. This is also where you can instruct your preference if your order request is unavailable.



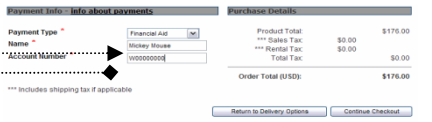
Make sure you write down your password and keep it in a safe place.



Remember shipping costs apply. Picking up your books will save you on shipping costs.



Only students who are eligible for a credit balance from their financial aid can use this payment type. Log in to 'Mustang Express' to review your account balance.



The Account Number is your 'W' number. If you don't know it you can look it up on our webpage in the lower right corner. Click on 'First Time Users' then on 'Look up Student ID'.



After you've reviewed your account and everything looks ok, submit your order.

## Thank You

Your order has been submitted  
 Order #341000003311 Western New Mexico University Bookstore  
 Thank you for shopping with efollett. We look forward to serving you again.